



TRAIN DRIVER LICENCE and CERTIFICATES

For Europe



DIRECTIVE 2007/59/EC
OF THE EUROPEAN PARLIAMENT AND OF THE COUNCIL
of 23 October 2007

on the certification of train drivers
operating locomotives and trains on the railway system
in the Community

“This Directive lays down the conditions and procedures for the certification of train drivers operating locomotives and trains on the railway system in the Community”

(Article 1 – Objective)

“ All train drivers shall (...) hold the following documents:


(a) a licence (...)

(b) one or more certificates.

(Article 4 – Community Model)



Train Driver Licence



LICENCE Model

Adopted with
COMMISSION REGULATION
(EU) No 36/2010
of 3 December 2009



Train Driver Certificate

COMPLEMENTARY CERTIFICATE FOR TRAIN DRIVERS

COMPLEMENTARY CERTIFICATE FOR TRAIN DRIVERS

3. CATEGORIES OF DRIVING
Fill the relevant boxes and make void the non relevant ones

Notes:

4. ADDITIONAL INFORMATION

5. LANGUAGE SKILLS
Linguistics knowledge for infrastructure for which the certificate is valid

Date	Language	Notes

6. RESTRICTIONS

1. DATA OF THE EMPLOYER/ CONTRACTING ENTITY

Legal Name

Railway Undertaking Infrastructure Manager

Working place

Postal address

Town - Country

2. DATA OF THE HOLDER

Place of birth

Date of birth Y Y Y Y - M M - D D

Nationality

Postal address

Town

Town - Country

Signature

Photo

RU/IM Brand mark

European model

Reference to the licence number

COMPLEMENTARY CERTIFICATE
Indicating the infrastructure on which the train driver is authorised to drive and the rolling stock the train driver is authorised to drive in conformity with Directive 2007/59/EC and applicable national legislation

Surname(s)

Name(s)

Reference number given by the employer

Issuing date Y Y Y Y - M M - D D

Expiry date Y Y Y Y - M M - D D

Issuing organisation

Postal Address

Internal reference n°

front side

Complementary Certificate

Model adopted with COMMISSION REGULATION (EU) No 36/2010 of 3 December 2009

COMPLEMENTARY CERTIFICATE FOR TRAIN DRIVERS

COMPLEMENTARY CERTIFICATE FOR TRAIN DRIVERS

COMPLEMENTARY CERTIFICATE FOR TRAIN DRIVERS

COMPLEMENTARY CERTIFICATE FOR TRAIN DRIVERS

COMPLEMENTARY CERTIFICATE FOR TRAIN DRIVERS

COMPLEMENTARY CERTIFICATE FOR TRAIN DRIVERS

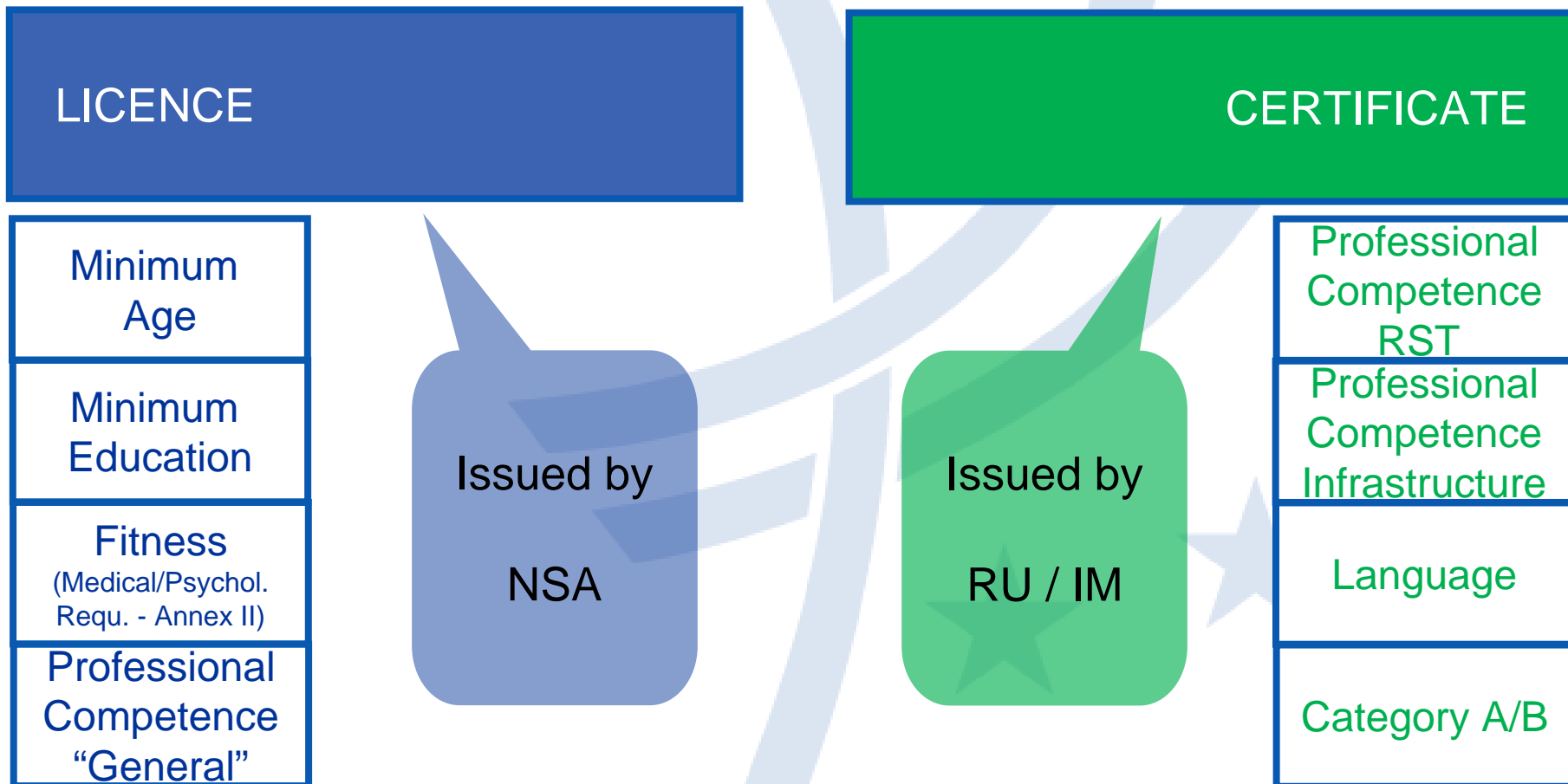
7. ROLLING STOCK THE DRIVER IS AUTHORISED TO DRIVE
Description
Date
Notes

8. INFRASTRUCTURE ON WHICH THE DRIVER IS AUTHORISED TO DRIVE
Extension
Date
Description
Notes

back side

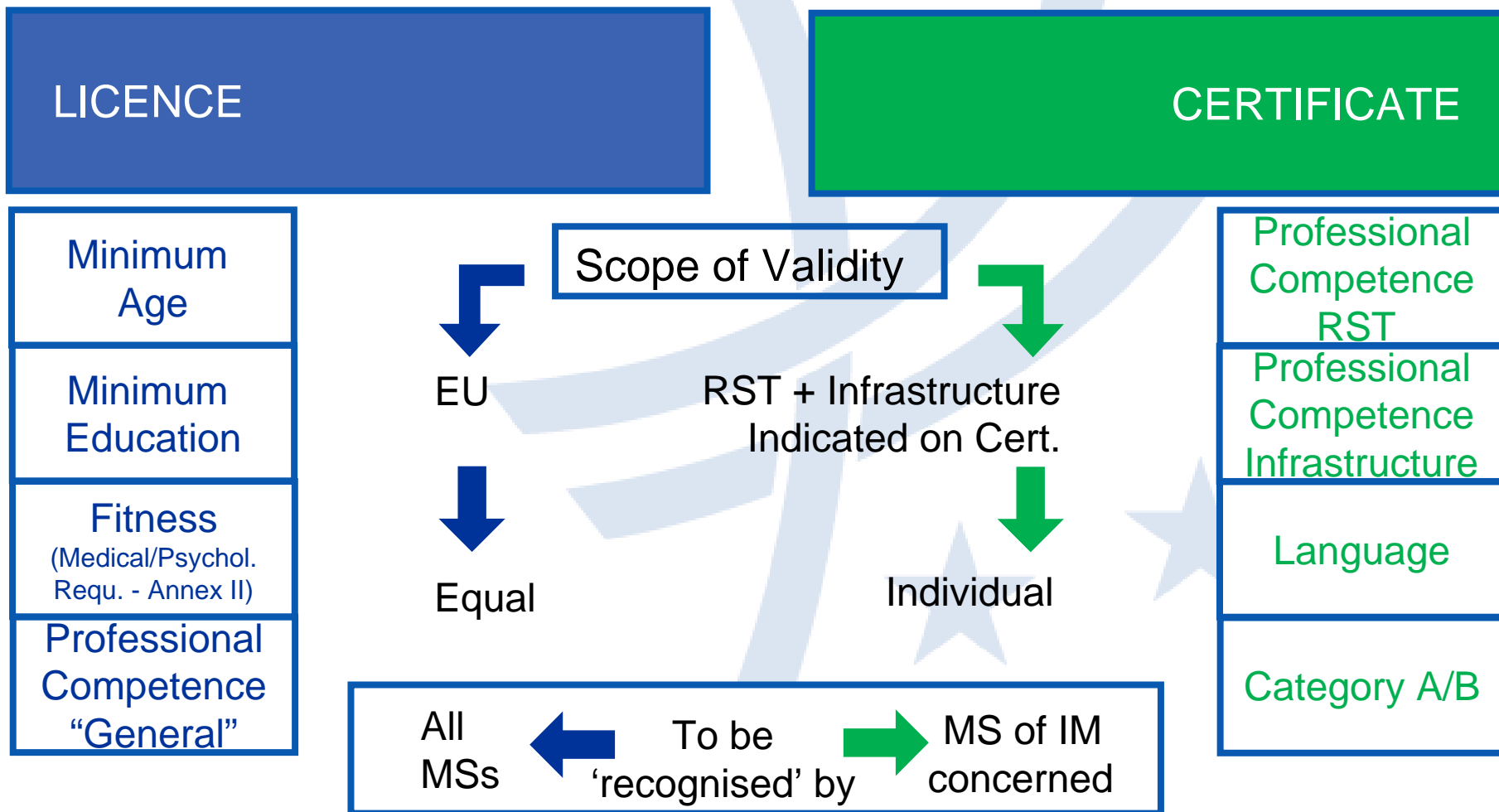


Certification System established by Dir 2007/59/EC





Scope of Validity of Issued Documents





Responsibility of MS/NSA

LICENCE

Minimum
Age

Minimum
Education

Fitness
(Medical/Psychol.
Requ. - Annex II)

Professional
Competence
“General”

Recognition/Accreditation
of Persons or Bodies

- Medical Doctor
- Psychologist

CERTIFICATE

Professional
Competence
RST

Professional
Competence
Infrastructure

Language

Category A/B



Responsibility of MS/NSA

LICENCE

CERTIFICATE

Minimum Age
Minimum Education
Fitness (Medical/Psychol. Requ. - Annex II)
Professional Competence "General"

Recognition/Accreditation of Persons or Bodies

- Trainer / Training Centre
- Examiner / Examination bodies

Professional Competence RST
Professional Competence Infrastructure
Language
Category A/B



Responsibilities of MS/NSA and RU

LICENCE

CERTIFICATE

Procedural Provisions

- Set up procedure to obtain Document
- Issue of Document
- Register
- Monitor / Supervision

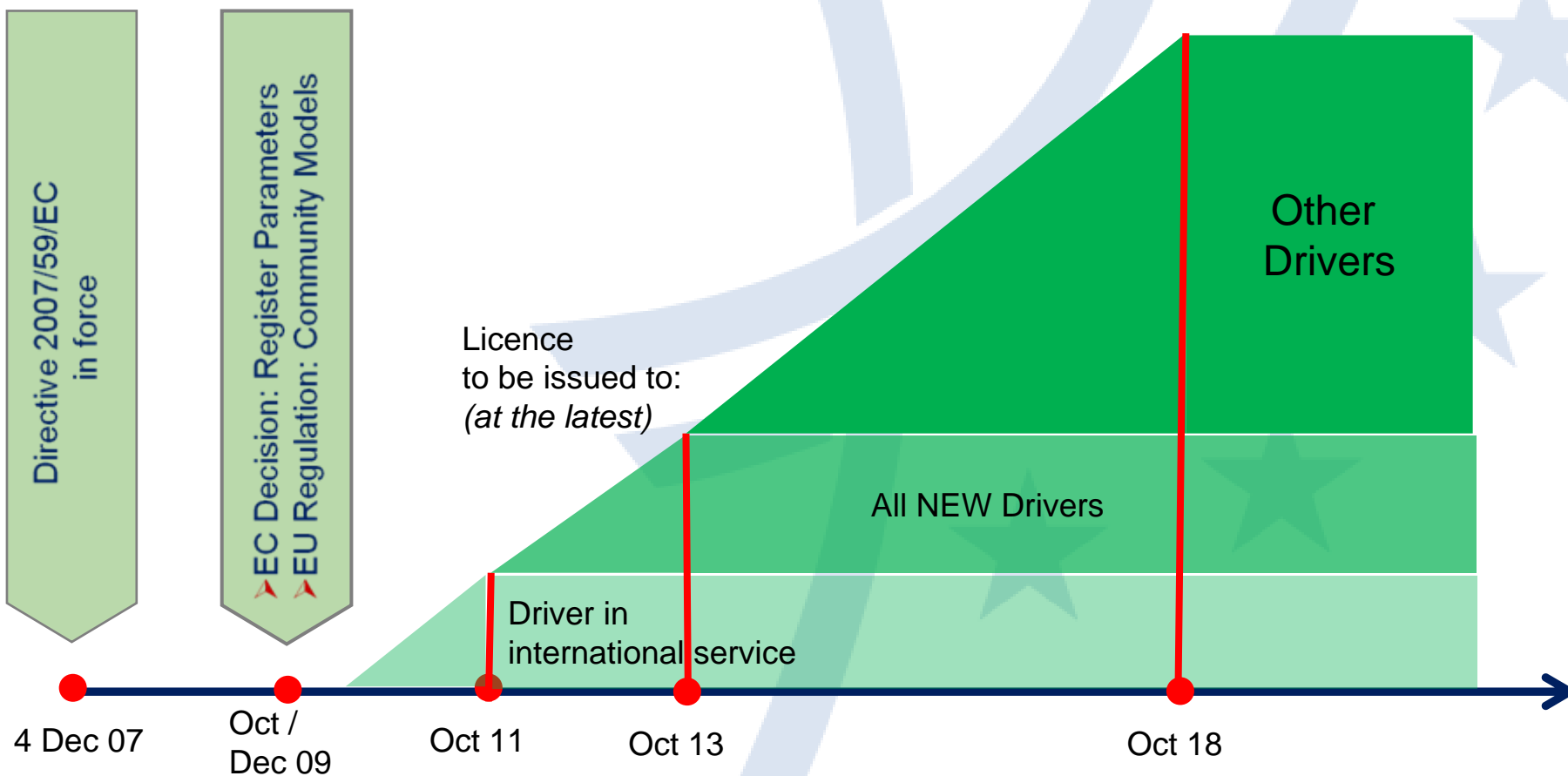
N
S
A

R
U
/
I
M



Phasing In Time Schedule

A step by step implementation:





COMPLEMENTARY CERTIFICATE FOR TRAIN DRIVERS

1. DATA OF THE EMPLOYER/ CONTRACTING ENTITY

Legal Name
Railway Undertaking Infrastructure Manager
Working place
Postal address
Town - Country

2. DATA OF THE HOLDER

Place of birth
Date of birth
Nationality
Postal address
Town - Country

Reference to the licence number
EU/IM Brand mark
European modal

COMPLEMENTARY CERTIFICATE

indicating the infrastructure on which the train driver is authorised to drive and the rolling stock the train driver is authorised to drive in conformity with Directive 2007/59/EC and applicable national legislation

Surname(s)
Name(s)
Reference number given by the employer
Issuing date
Expiry date
Issuing organisation
Postal Address
Internal reference number
Stamp

Thank you
for your attention